



Data Coordination and Assessment System

2021-2022

mimtsstac.org



Group Expectations

Be Responsible

- Attend to the “Come back together” signal
- Active participation...Please ask questions

Be Respectful

- Please allow others to listen
 - Please turn off cell phones
 - Please limit sidebar conversations
- Share “air time”
- Please refrain from email and internet browsing

Be Safe

- Take care of your own needs

Group Expectations - Virtual

Be Responsible

- Return from breaks on time
- Active Participation
 - Use participant features of raise hand, thumbs up, etc.
 - Type short answer or questions in chat box
 - Respond to poll questions, if provided

Be Respectful

- Limit use of chat box to essential communication
- Please refrain from email and internet browsing
- Place your phone and other devices on mute and out-of-sight

Training Effectiveness

- At the end of the session you will be asked to provide feedback on today's training
- Results will be used to make improvements to professional learning and for reporting to TA Center stakeholders
- Trainers will provide a preview of the survey and provide you with the link at the end of this session

Diversity and Equity

- One of the feedback questions you will see for all of our professional learning sessions is:
 - The session promoted and positively portrayed diversity among educators and learners (strongly agree, agree, unsure, disagree, strongly disagree, optional comments)
- We are collecting baseline data to inform improvements to our MTSS professional learning to promote equity and inclusion

Team Roles

- Facilitator: lead discussions and activities to keep the team moving forward
- Recorder: keep written documentation of key discussion points, decisions, and next steps
- Time Keeper: keep track of time and bring the team back together



Purpose

This session supports District Implementation Teams in establishing a comprehensive MTSS assessment system to ensure consistent, efficient, and accurate collection of data that will be used as part of the continuous improvement process.

Intended Outcomes

- Outline the data coordination supports provided by the MiMTSS TA Center
- Use the MTSS assessment system to support the installation of PBIS Assessments (e.g., SW PBIS TFI, School Climate Survey)
- Plan to use a high-quality recruitment and selection process to select District PBIS Assessment Coordinators and SWPBIS TFI Facilitators

Agenda

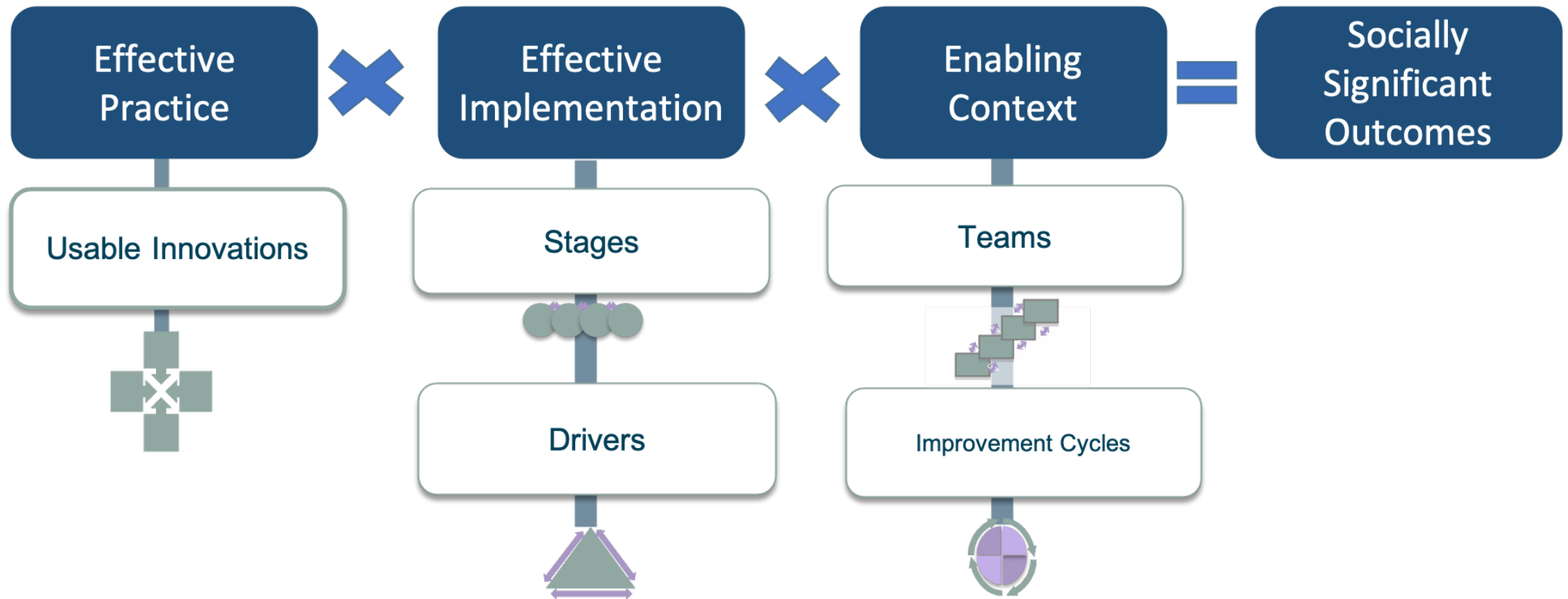
- 1.0 Interactive Review
- 2.0 MiMTSS Data Coordination Support
- 3.0 MTSS Assessment System
- 4.0 District Behavior Data Coordinators
- 5.0 Next Steps

Use of Module Learning

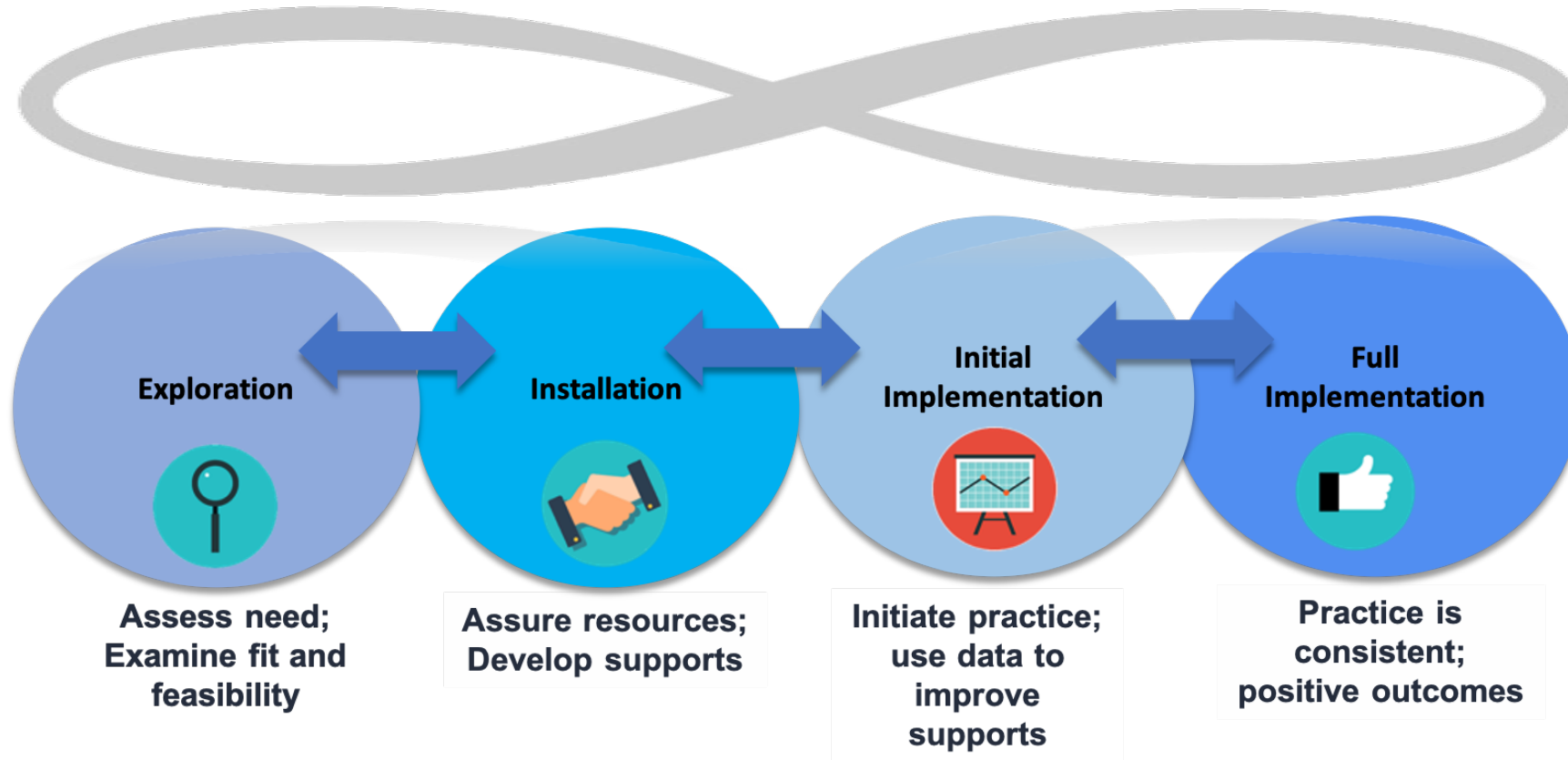
- Immediate use:
 - Used today as the district begins to make decisions to support the installation of required measures for SWPBIS
- Future use:
 - To support the selection of additional district data coordinator roles
 - To guide decisions to support installation of all required measures
 - To guide the review and use of the MTSS assessment system annually

1.0 Interactive Review

Active Implementation Frameworks

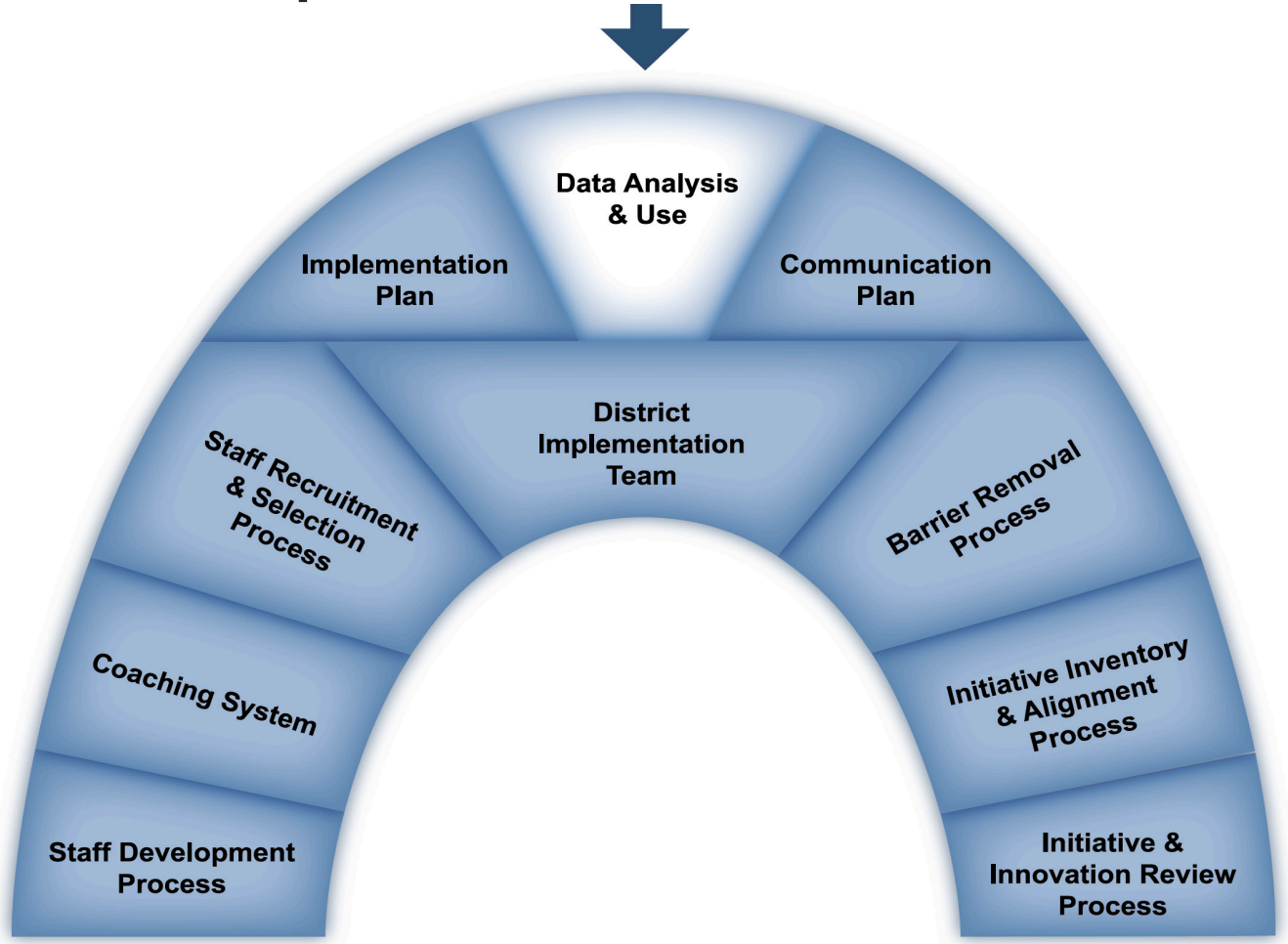


Installation



(Fixsen, Naoom, Blase, Friedman, & Wallace, 2005)

District Implementation Infrastructure



Making Connections

- MDE MTSS Practice Profile Essential Components:
 - Comprehensive Screening and Assessment System
 - Continuous Data-based Decision Making
- District Capacity Assessment
 - Item 13: DIT supports schools in use of a fidelity measure for EI
 - Item 14: DIT has access to data for the EI
 - Item 15: DIT actively uses different types of data

(MDE MTSS Practice Profile, 2020; District Capacity Assessment, 2019)



Activity 1.1

- There are five major components of a comprehensive assessment system
- You will have 2 minutes to identify as many of the components as possible using the closed-activity on the next slide
- **BONUS POINTS:** Describe or define as many of the components as you can in the remaining time
- Be prepared to share out

2.0 MiMTSS Data Coordination Support

Integrated Partnership Required Assessments

Assessment Type	Required Assessment
Capacity and Scale-up	<ul style="list-style-type: none"> • District Capacity Assessment (DCA) • Installation Checklists (MiMTSS Data System)
Behavior Fidelity and Outcome	<ul style="list-style-type: none"> • PBIS Assessments <ul style="list-style-type: none"> • SWPBIS Tiered Fidelity Inventory (SWPBIS TFI) • School Climate Survey (SCS) • School-wide Information System (SWIS)
Reading / Engagement Fidelity and Outcome	<ul style="list-style-type: none"> • Reading Tiered Fidelity Inventory (R-TFI) • Acadience Reading • Early Warning and Intervention Monitoring System (MiEWIMS)

PPSC Partnership Required Assessments

Assessment Type	Required Assessment
Capacity and Scale-up	<ul style="list-style-type: none">• District Capacity Assessment (DCA)• Installation Checklists (MiMTSS Data System)
Behavior Fidelity and Outcome	<ul style="list-style-type: none">• PBIS Assessments<ul style="list-style-type: none">• SWPBIS Tiered Fidelity Inventory (SWPBIS TFI)• School Climate Survey (SCS)• School-wide Information System (SWIS)• Social, Emotional, Behavioral Screening Process

MiMTSS Data Coordination Support

Work with district staff to:

- Ensure common understanding of the purpose and intended use of assessments and data systems
- Set-up data systems (e.g., MiMTSS Data System, SWIS, Acadience Data Management)
- Teach staff how to collect, administer, score, and enter assessment measures into the data system (e.g., fidelity, student outcome)
- Consult with principals and coaches to support interpretation of reports in advance of the first school and grade level data analyses

Recipients of Data Coordination Supports

District Level

- District Data Coordinators: most frequent coaching recipient
- District Coordinator: frequent coaching recipient
- District Implementation Team: during scheduled meetings

School Level

- School Administrators, Coaches, School Leadership Teams: as needed to support data collection and use

Integrated Data Coordination Timelines

Year 1

- Select PBIS Assessment Coordinators, SWPBIS TFI Facilitators (November)
- Select SWIS Facilitators (January)
- Select Acadience Mentors, EWS Coordinators (April)
- Installation Decisions for PBIS Assessments, SWPBIS TFI, SCS, SWIS (December/January)
- Installation Decisions for Acadience, MiEWIMS (April)

Year 2

- Select R-TFI Facilitators (October)
- Installation Decisions for R-TFI (October)

PPSC Data Coordination Timelines

Year 1

- Select PBIS Assessment Coordinators, SWPBIS TFI Facilitators (November)
- Select SWIS Facilitators (January)
- Installation Decisions for PBIS Assessments, SWPBIS TFI, SCS, SWIS (December/January)

Year 2

- Decisions about the use of CICO-SWIS (September)
- Installation Decisions for social, emotional, behavioral screening (January)
- Select individuals to support social, emotional, behavioral screening (February)

Transition to District Data Coordination

- MiMTSS Data Coordinators support the selection of individuals to perform district data coordinator roles
- MiMTSS Data Coordinators model, observe and provide feedback to district data coordinators to build internal capacity
- Over the course of the partnership, data coordination support for the district will transition to District Data Coordinators



Activity 2.1

- Your Implementation Specialist and Coordinator will facilitate a brief discussion related to installation and support of required measures
- Be sure to discuss the following
 - MiMTSS TAC Data Coordinators assigned to your district
 - Types of support and decisions necessary to install required measures
 - Timelines for data coordination work

3.0 MTSS Assessment System



Activity 3.1

- Your MiMTSS TA Center Implementation Specialist and Coordinator will introduce the District MTSS Assessment System Google Sheet and provide an overview of its contents
 - Overview of Document Organization
 - Guidelines for Use Tab
 - District Data Coordinators Tab
 - District Assessment Schedule Tab
- Remaining tabs will be reviewed as additional decisions need to be made

Behavior MTSS Assessments

- During the first year, there are several assessments that will need to be set up to support implementation of SWPBIS
 - PBIS Assessments
 - SWPBIS Tiered Fidelity Inventory (SWPBIS TFI)
 - School Climate Survey (SCS)
 - School-wide Information System (SWIS)
- All decisions are prompted and documented in the MTSS Assessment System

PBIS Assessment Decisions

SWPBIS TFI

- Individuals with user access to PBIS Assessment
- Scheduling TFI Administration (who, date, time)
- Individuals who review data sources and complete walkthrough
- Meetings/trainings when TFI data will be used

School Climate Survey

- Individuals and timelines for opening and closing survey windows
- When and how students will take the survey
- Communication with staff and family about the survey
- Meetings/trainings when data will be used



Activity 3.2

- Access your district's MTSS Assessment System
- Your Implementation Specialist will provide an overview of the Behavior MTSS Assessments Tab
- As a team, determine if any decisions can be made for the SWPBIS TFI or School Climate Survey today and document those decisions
- Finalize decisions for PBIS Assessments, SWPBIS TFI, and School Climate Survey by January

SWIS Decisions

- Data integration decisions
- Schedule date to complete SWIS readiness
- Identify SWIS users and level of access
- Schedule SWIS training for SWIS users
- Schedule SWIS training for all staff
- Identify individuals who check accuracy of data and prepare reports
- Schedule meetings when SWIS Data will be used

Decision Timelines

- DIT Meeting (December-January):
 - Overview of SWIS
 - District SWIS Decisions (data integration, referral form)
 - Selection of SWIS Facilitators
- Meeting w/ principals/coach/district data coordinators (January)
 - Overview of measures (SWPBIS TFI, SWIS)
 - Schedule or confirm Tier 1 SWPBIS TFI Administration in February / March
 - Schedule or confirm School Climate Survey for Jan-May
 - Schedule or confirm SWIS readiness work to begin in February / March



Activity 3.3

- As a team, review the list below and identify the next steps to support installation of behavior assessments
 - Complete assessment decisions for SWPBIS TFI and School Climate Survey
 - Ensure meeting time is allocated in December/January to make decisions
 - Identify any individuals, in addition to the DIT, who will need to be invited to the meetings
- Update your implementation plan with activities and timelines

4.0 District Behavior Data Coordinators

District Behavior Data Coordinators

- There are three separate roles necessary to support PBIS Data Coordination
 - PBIS Assessment Coordinators
 - SWPBIS TFI Facilitators
 - SWIS Facilitators
- Each role should be shared across two or more individuals within the district

PBIS Assessment & SWPBIS TFI Facilitators

- PBIS Assessment Coordinator:
 - Opens and closes survey windows
 - Adds users to PBIS Assessment
 - Supports the administration of the School Climate Survey
- SWPBIS TFI Facilitator
 - Prepares and administers SWPBIS TFI with teams (walkthrough, reviews products)
 - Generates reports
 - Supports teams in generating reports and using data

SWIS Facilitators

- Responsibilities
 - Facilitates annual SWIS readiness review
 - Completes or updates SWIS license agreements as needed
 - Supports teams in generating reports and using data
 - Supports identified SWIS users
- Final Selection Timeline: January



Activity 4.1

- Your Implementation Specialist will facilitate a review of the following documents to ensure a common understanding of roles
 - PBIS Assessment Coordinator Job Description
 - SWPBIS TFI Facilitator Job Description
- Determine if these roles will be separate or combined and develop the recruitment and selection process for both roles
- Add activities to your implementation plan to support final selection of both roles by November

4.0 Next Steps

Next Steps

- Review and finalize decisions in the Guidelines for Use tab of the MTSS Assessment System
- Select data coordinator roles to support PBIS Assessments, SWPBIS TFI, and School Climate Survey by November
- Finalize assessment system decisions for PBIS Assessments, SWPBIS TFI, and School Climate Survey by January
- Meet in December/January to make assessment decisions and select data coordinators to support use of SWIS by January
- Update DIT Installation Checklists until they are 100% complete

SESSION EVALUATION

- Trainers, add the session evaluation link from the MiMTSS Data System
- When you get to this slide in training, go to the link and provide a preview of the questions and how to complete the feedback.