



Initiative and Innovation Review

2021-2022

mimtsstac.org



Group Expectations

Be Responsible

- Attend to the “Come back together” signal
- Active participation...Please ask questions

Be Respectful

- Please allow others to listen
 - Please turn off cell phones
 - Please limit sidebar conversations
- Share “air time”
- Please refrain from email and internet browsing

Be Safe

- Take care of your own needs

Group Expectations - Virtual

Be Responsible

- Return from breaks on time
- Active Participation
 - Use participant features of raise hand, thumbs up, etc.
 - Type short answer or questions in chat box
 - Respond to poll questions, if provided

Be Respectful

- Limit use of chat box to essential communication
- Please refrain from email and internet browsing
- Place your phone and other devices on mute and out-of-sight

Training Effectiveness

- At the end of the session you will be asked to provide feedback on today's training
- Results will be used to make improvements to professional learning and for reporting to TA Center stakeholders
- Trainers will provide a preview of the survey and provide you with the link at the end of this session

Diversity and Equity

- One of the feedback questions you will see for all of our professional learning sessions is:
 - The session promoted and positively portrayed diversity among educators and learners (strongly agree, agree, unsure, disagree, strongly disagree, optional comments)
- We are collecting baseline data to inform improvements to our MTSS professional learning to promote equity and inclusion

Team Roles

- Facilitator: lead discussions and activities to keep the team moving forward
- Recorder: keep written documentation of key discussion points, decisions, and next steps
- Time Keeper: keep track of time and bring the team back together



Purpose

This session guides District Implementation Teams in establishing a process for reviewing, selecting, or de-selecting educational initiatives, innovations, and assessments.

Intended Outcomes

- Explain the purpose and identify the core components of an initiative and innovation review process
- Develop fluency in using an initiative and innovation review process
- Refine and finalize the draft of the district's process for executive leadership approval

Agenda

1.0 Interactive Review

2.0 Initiative and Innovation Review Process

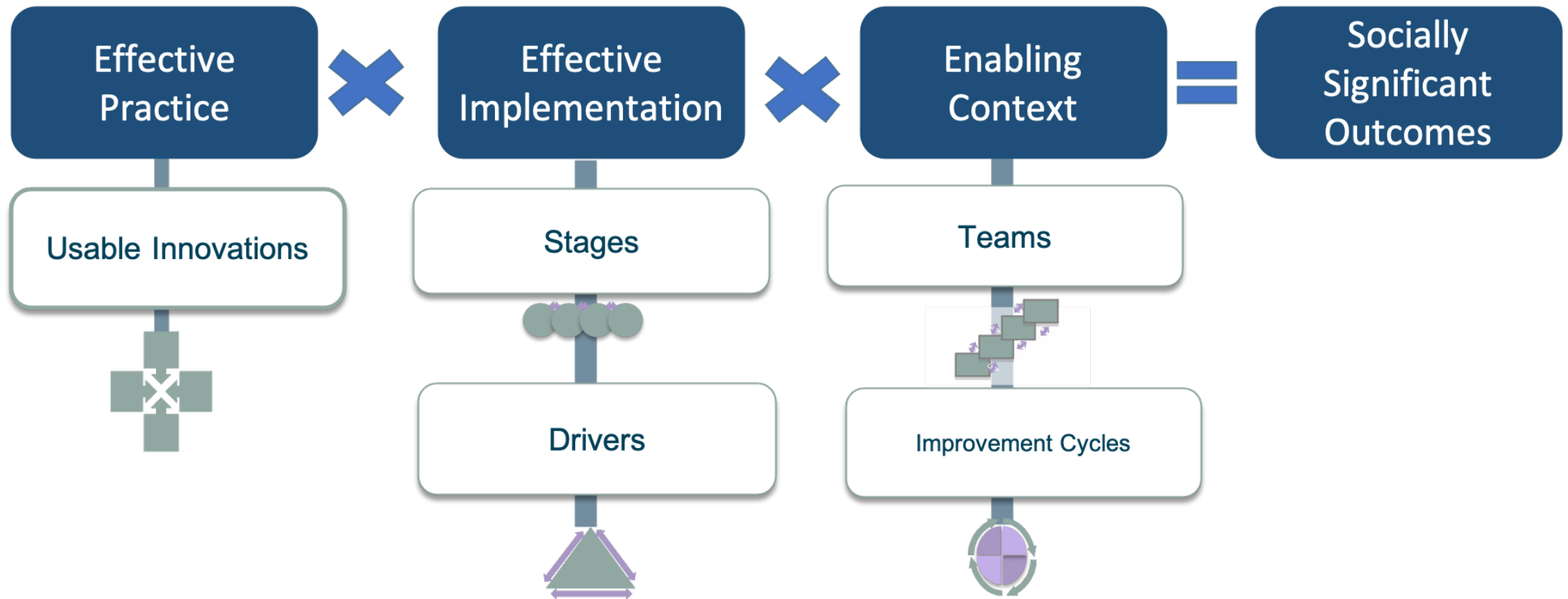
3.0 Next Steps

Use of Module Learning

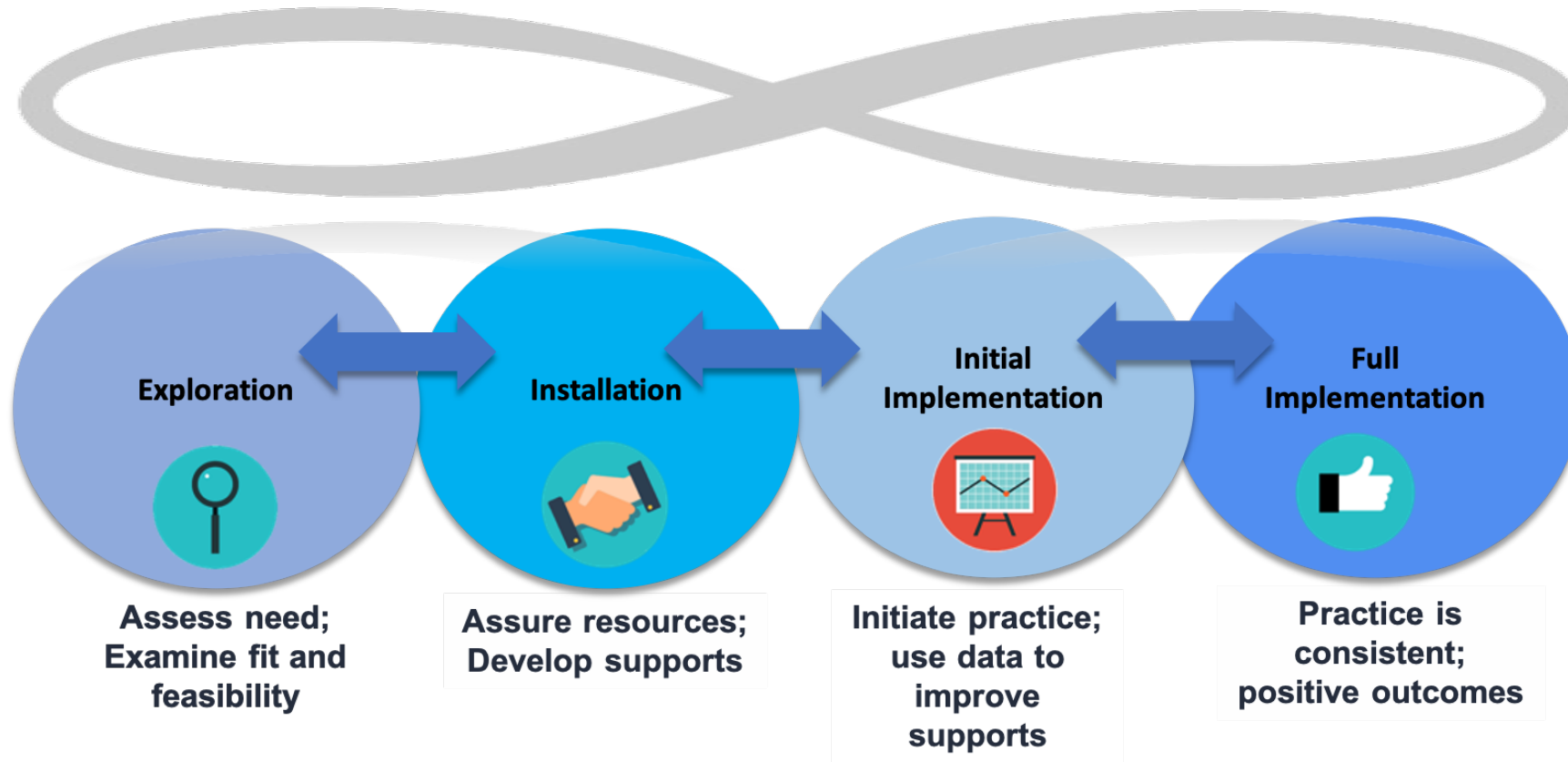
- Immediate use:
 - To practice using and shaping the process based on your district's context
- Future use:
 - When prompted by the results of the initiative inventory and alignment process
 - To assist central office, administrators, or other relevant staff in either selecting or de-selecting program, practices, and assessments

1.0 Interactive Review

Active Implementation Frameworks

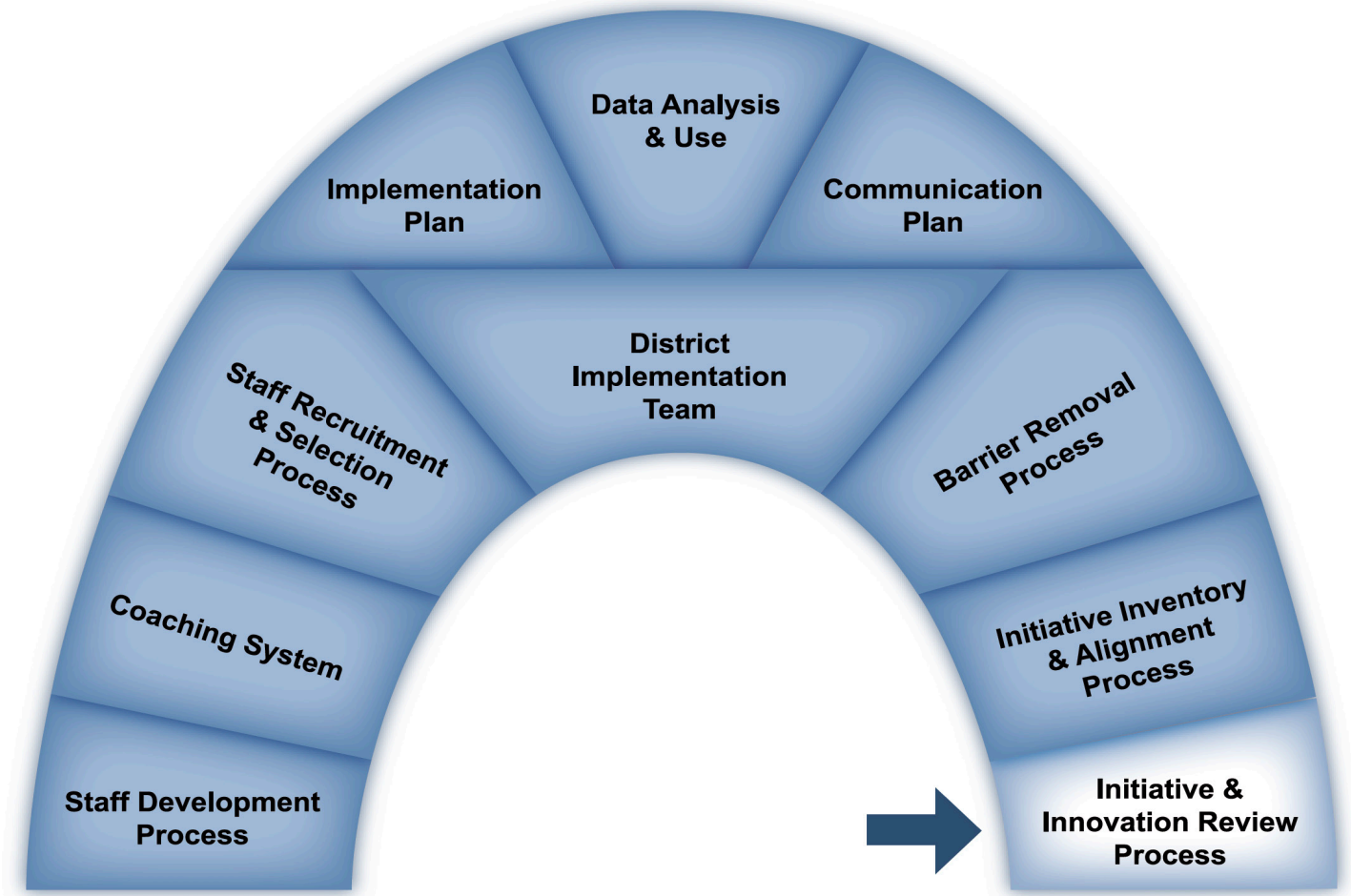


Implementation Stages



(Fixsen, Naoom, Blase, Friedman, & Wallace, 2005)

District Implementation Infrastructure



Making Connections

- MDE MTSS Practice Profile Essential Components:
 - Selection and Implementation of Instruction, Intervention, and Supports
 - Comprehensive Screening and Assessment System
 - Continuous Data-based Decision Making
- District Capacity Assessment
 - Item 5: District has a written process for selecting EIs

(MDE MTSS Practice Profile, 2020; District Capacity Assessment, 2019)



Activity 1.1

- As a team, discuss the following questions in preparation for drafting your district's initiative and innovation review process
 - How are decisions about selection and deselection currently made in your district?
 - What benefits, if any, do you think a district initiative and innovation review process would bring to your district?
 - What concerns or potential issues might you anticipate around the use of a district initiative and innovation review process?

2.0 Initiative and Innovation Review Process

Recall: Initiative and Innovation Review Process

1. Overview

- Purpose of review process
- Guidelines for when to use the process

2. Review Process

- Steps for initiating the process
- Directions for completing the review tool
- Directions for summarizing results

3. Decision-making protocol

Considerations for Use

- Adequate preparation, additional learning, or additional support may be needed to ensure questions are answered accurately
- Prior to completing the process, documents and information may need to be gathered to support completion of the tool
- It may take multiple sessions to complete the process
- Pre-correct that the goal is to objectively complete the review process and summarize the results for decision makers

Practice Opportunity

- Your Implementation Specialist, Coordinator, and Executive Leader have developed a draft of the initiative and innovation review process for your district
- Today, your team will have time to practice using and refining this process for the remainder of the session
- Consider the results of your initiative inventory and alignment process for behavior



Activity 2.1

- Your Implementation Specialist and Coordinator will be facilitating your review, refinement, and use of the review process by
 - Providing an overview of the draft process, review tool, and summary template
 - Refining the review process to reflect the context of your district
 - Practicing using the review tool to better understand what the process involves and inform refinements to the process
- The final draft of the review process will be presented to executive leadership for approval

3.0 Next Steps

Next Steps

- Finalize the initiative and innovation review process
- Determine what needs to be communicated to staff to ensure processes are used
- Use the process to de-select initiatives, innovations, or assessments based on the results of the initiative inventory and alignment process
- Use the process to select initiatives, innovations, or assessments when there is an identified need
- Update DIT Installation Checklists until they are 100% complete

SESSION EVALUATION

- Trainers, add the session evaluation link from the MiMTSS Data System
- When you get to this slide in training, go to the link and provide a preview of the questions and how to complete the feedback.